

## Cyan

**Technology**
**13 November 2018**

### The transformation continues

The acquisition of I-New transforms Cyan's scale and growth prospects still further. Recent interim results highlighted a business on track to exceed FY18 pro forma guidance of €20m and expand EBITDA margins significantly. With a largely recurring revenue base, orders with an annualised contract value (ACV) of over €6m already signed and a qualified pipeline of €100m in ACV, the company also appears well positioned to deliver FY19 revenue guidance of €35m (implying 75% y-o-y organic pro forma revenue growth).

### I-New deal transforms Cyan

In our [initiation note](#), we highlighted how Cyan's IPO and acquisition of its operating subsidiary was set to transform its profile. The subsequent acquisition of I-New (€17m in July 2018) has accelerated the pace of that transition still further. Aside from providing a significant opportunity to accelerate Cyan's push into the mobile virtual network operator (MVNO) market, it broadens the product portfolio, expands development and sales resources, and creates potential cost synergies.

### Growth, visibility and margins

Cyan recently reiterated its guidance to deliver FY19 revenue and EBITDA of more than €35m and €20m, respectively. Implying organic pro forma revenue growth and margins of 75% y-o-y and 57%, respectively, this guidance suggests substantial outperformance vs its nearest cybersecurity peers. Cyan's confidence in future growth is underpinned by a pipeline of €100m ACV. With a largely recurring revenue base and €6m of ACV already signed, it needs to convert c. 10% of this pipeline to meet its FY19 guidance. It is currently in discussions with six customers each capable of adding €5–10m of ACV and classifies €16m of the pipeline as 'close to signing'.

### Valuation: Discount to peers despite growth

At €23, Cyan's share price is essentially unchanged since its IPO in March 2018, despite the I-New acquisition. At current levels it implies 10.6x FY19e guided EBITDA, a 37% discount to its nearest cybersecurity peers despite significantly better growth prospects. Ultimately, a DCF approach may be the best way to capture Cyan's potential valuation, but applying a peer group average EV/EBITDA multiple (16.9x) suggests a valuation of €37.5 and 63% upside to the current price.

#### Headline financials (including FY18-19 guidance and implied multiples)

Year end	Revenue (€m)	EBITDA* (€m)	EV/Revenue (x)	EV/EBITDA (x)
12/16	3.3	1.9	64.0	111.1
12/17	4.1	2.0	52.1	108.2
12/18e**	20.0	7.0	10.6	30.2
12/19e	35.0	20.0	6.0	10.6

Source: Cyan. Note: \*Adjusted for exceptionals. \*\*Numbers reflect Cyan's pro forma guidance.

**Price €23**
**Market cap €202m**

#### Share price graph



#### Share details

Code	CYR
Listing	Deutsche Börse Scale
Shares in issue	8.76m
Net debt at October 2018, post equity raise	€8.7m

#### Business description

Cyan supplies cybersecurity systems for mobile data networks. Following the recent acquisition of I-New, its two major products are: 1) content management software sold as a white-label product to mobile network operators; and 2) a traffic management solution for MVNOs that enables them to reduce network traffic and therefore corresponding costs.

#### Bull

- Rapid growth in high-margin revenue expected.
- Good visibility on growth: recurring revenue base, €6m of deals signed + €100m pipeline.
- Opportunities to sustain rapid growth through mobile banking initiatives.

#### Bear

- Integration risk around I-New acquisition.
- FY19 forecasts imply a 57% margin that could attract competition.

#### Analyst

Dan Gardiner +44 (0)20 3077 5700

[tech@edisongroup.com](mailto:tech@edisongroup.com)  
[Edison profile page](#)

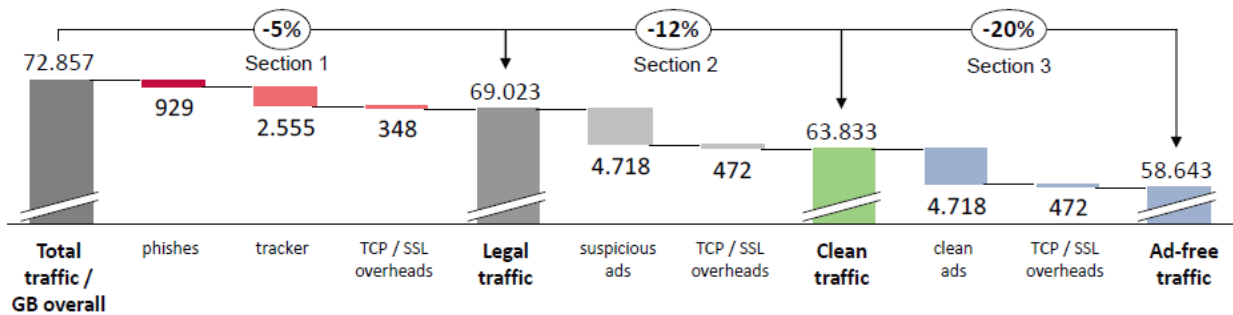
Edison Investment Research provides qualitative research coverage on companies in the Deutsche Börse Scale segment in accordance with section 36 subsection 3 of the General Terms and Conditions of Deutsche Börse AG for the Regulated Unofficial Market (Freiverkehr) on Frankfurter Wertpapierbörse (as of 1 March 2017). Two to three research reports will be produced per year. Research reports do not contain Edison analyst financial forecasts.

## Acquisition of I-New transforms Cyan

In July 2018, Cyan acquired 77% of I-New, an Austria-based provider of technology platforms to MVNOs, for €17.1m. At the time of acquisition I-New had 40 MVNO clients globally with a combined total of 5.5m mobile customers and a particularly strong Latin American presence. The deal represented a deepening of an already established relationship. Cyan first signed a test contract with I-New to supply its traffic optimisation product in Mexico in 2017 – by February 2018, this agreement was extended to cover a further 24 I-New clients. Following completion, Cyan announced its expectations to generate €20m in pro forma revenue in FY18, effectively doubling the market expectations set at IPO.

The primary rationale for the acquisition was the opportunity to accelerate the deployment of Cyan’s MVNO product. Cyan’s traffic optimisation platform uses a compression tool to monitor and filter network traffic. By removing spam, phishing, tracking and associated overheads, it eliminates c 20% of traffic, thereby saving the MVNO substantial network costs (see Exhibit 1). Cyan was looking for partners with a presence in the MNVO market to accelerate its deployment. In the four months since acquisition, Cyan has already rolled it out to 85% of I-New’s existing customers and sold it to new customers (in September it announced a contract with Klik Mobile, a recently launched MVNO in Colombia). Acquiring I-New also substantially improves the economics for Cyan. Under the original partnership arrangement, the 25% of network savings realised by the customer were passed back and split between I-New and Cyan. Following the acquisition, this revenue no longer has to be shared.

**Exhibit 1: Cyan’s MVNO product can cut network traffic by 20%**



Source: Cyan AG

While the most immediate synergies from the deal come from the acceleration of Cyan’s MNVO product, the I-New acquisition provides several other important benefits:

- **Broader product portfolio:** I-New provides CRM and billing platforms to both MNVOs and mobile network operators (MNOs) enabling the combined group to offer a more complete solution to these customers.
- **Greater development and sales resources:** I-New adds more than 100 full-time IT experts, trebling Cyan’s headcount to 150 at a stroke. This greater scale significantly expands its development and direct sales resource.
- **Cost savings:** Cyan’s ‘Roadrunner’ cost-saving programme aims to merge the operations of the two companies by December 2018. The company hopes to achieve €1m in annualised cost savings including €0.5m from rationalising the number of support centres.
- **€20.8m tax asset:** some of the investment in I-New’s technology platform was written down in 2017, leading to the creation of tax losses that Cyan can potentially offset against future combined profits.

## Delivering FY19 guidance

Cyan's FY19 guidance of more than €35m in revenue and €20m in EBITDA implies 75% y-o-y growth in pro forma revenues from FY18 guidance and a 22pp margin expansion (effectively implying that more than 85% of incremental revenue drops through to profits).

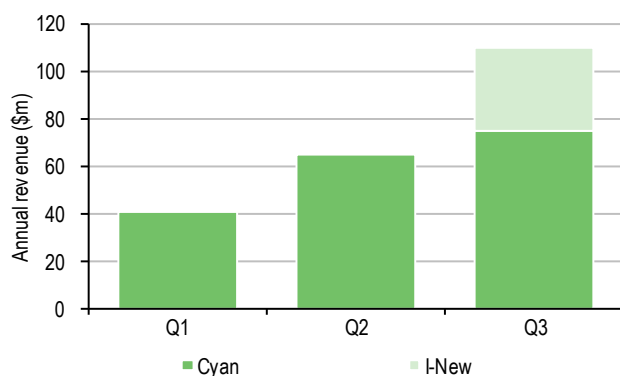
Cyan has clearly set out how it intends to reach these objectives. First of all, it indicated in its recent interim statement that its current revenue run-rate is already above €20m a year (it delivered €10.1m in H118 and H1 is 'usually significantly weaker due to seasonal factors'). The vast majority of this revenue is recurring in nature and generated by high-profile customers such as T-Mobile and Virgin Mobile. Together, these attributes provide high visibility.

Secondly, of the incremental annualised revenue Cyan requires, it has already signed deals that will generate at least €6m of ACV. Revenue from these deals will boost the P&L run-rate before the end of the year. In some cases, it has been prevented from disclosing the details of these wins by non-disclosure agreements (NDAs).

Thirdly, to cover the remaining incremental revenue required to reach guidance the company points to a pipeline of over 100 qualified leads (customers where it is already in exclusive negotiations). It estimates this pipeline is capable of generating over €100m in ACV. Meeting its FY19 guidance requires converting c. 10% of the pipeline. Given this would imply a conversion rate substantially below its historical experience, the company is confident that this is achievable.

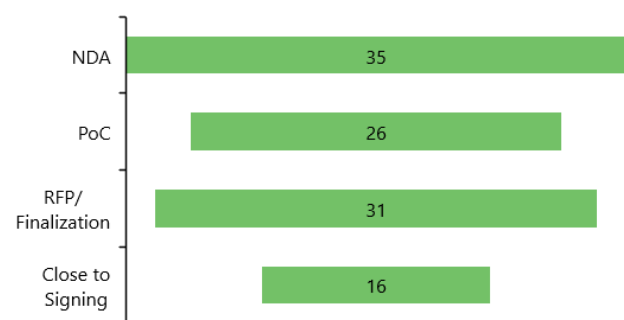
Cyan's additional pipeline disclosure helps assess the likelihood of signing these orders (see Exhibits 2 and 3). Its pipeline has been steadily building all year and has been bolstered by the acquisition of I-New. Breaking it down into stages, €16m of ACV is 'close to signing' and a further €31m of ACV is in the request for proposal (RFP) or finalisation stage. It is currently negotiating with six customers, each of which could add €5–10m of ACV. While there is no guarantee that any of these deals will come to fruition or, even if signed, that they will contribute a full year of annualised revenue in FY19, this analysis helps explain management's confidence in Cyan's growth prospects.

**Exhibit 2: Pipeline evolution in 2018**



Source: Edison Investment Research

**Exhibit 3: Pipeline breakdown at Q318**



Source: Edison Investment Research

The 22pp boost to EBITDA profitability implied by the FY19 guidance also looks feasible. Cyan reported pro forma direct margin (revenues minus COGS) of 78% in H118 and expects incremental revenue to have an 80% direct margin. Achieving the €35m FY19 revenue target (€15m incremental), therefore, should generate €12m of additional EBITDA assuming no other costs. Reaching the €20m+ therefore requires only a further €1m from cost synergies, which should be attainable given the cost-saving measures currently underway.

## Other mobile cybersecurity opportunities

---

Cyan's rapid growth at least partially reflects its focus on mobile, as opposed to PC-based cybersecurity. As the dominant and fastest-growing internet access platform, mobile cybersecurity represents a fundamentally more attractive market, in our view. Yet traditional consumer cybersecurity firms focusing on providing labelled solutions direct to customer devices have struggled to gain traction. Cyan's white-label approach (or B2B2C as it describes it) enables operators to provide cybersecurity at a network level, generating 'value-added' revenue for them and reducing the hassle for consumers. The value of its traffic management solution for MVNOs is particularly obvious and it appears to face little direct competition at present. Over 80% of Cyan's revenue run-rate is generated from its MNO and MVNO products currently.

The company hopes to expand its presence by providing enhanced security for mobile commerce. In May 2017, it launched a software development (SDK) enabling financial service providers to add extensive customised security features to their mobile applications. It has signed agreements with MyBucks and Sberbank so far. In July 2019, the regulatory technical standard (RTS) of the EU's Payment Services Directive II (PSD2) comes into force, demanding that banks strengthen customer authentication for online transactions. Cyan provides a 'risk management' module that enables the optimal authentication mechanism to be selected based on the individual threat level and is partnering with AliasLab to commercialise it. These initiatives are small today, but should enhance Cyan's competitive position in mobile cybersecurity further and help sustain its long-term growth.

## Forecasts and valuation

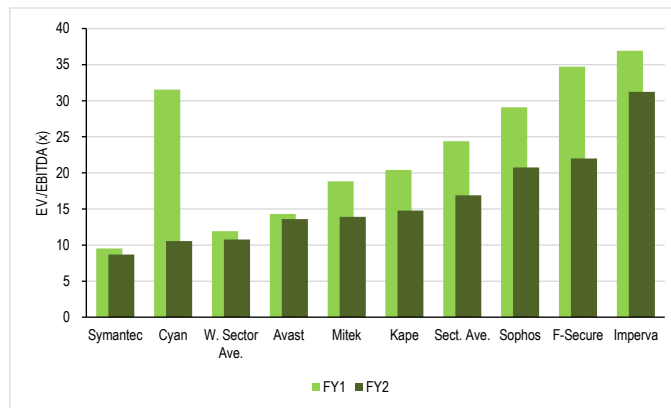
---

Cyan's recently published interim numbers (six months to June 2018) on a pro forma basis (ie assuming the consolidation of I-New from the beginning of the year) down to the EBITDA level in English. Given the large changes in consolidation boundary over the last nine months and that guidance is given on a pro-forma basis, we focus our analysis on these numbers.

Cyan expects to substantially outperform its nearest cybersecurity peer group over the next 18 months. Guidance implies organic revenue growth of 75% (based on pro forma FY18 taking into account acquisitions) and EBITDA margins rising to over 57%, both metrics substantially greater than its peers (20% and 30%, respectively). This guidance is underpinned by its pipeline of €100m in ACV, direct margins of 80% on new revenue and cost savings. Cyan delivered 28% EBITDA margin in H118 and expects this to rise to over 40% in H218e.

At €23, Cyan's share price is essentially unchanged since its IPO in March 2018. Its sharp rise after the acquisition of I-New in July (+38% in three weeks) was reversed in October's market-wide sell-off, only partially recovering when the company reaffirmed guidance in its interim release. At current levels, it implies 10.6x FY19e guided EBITDA, a 37% discount to wider cybersecurity peers despite growth prospects significantly better than its peer group. Ultimately, we believe that a DCF model is probably the best way to value Cyan's long-term growth prospects. However, applying a peer group average multiple (16.9x) suggests a valuation of €37.5, 63% upside to the current price.

### Exhibit 4: EV/EBITDA valuation multiples



Source: Thomson Reuters, Edison Investment Research

Edison is an investment research and advisory company, with offices in North America, Europe, the Middle East and AsiaPac. The heart of Edison is our world-renowned equity research platform and deep multi-sector expertise. At Edison Investment Research, our research is widely read by international investors, advisers and stakeholders. Edison Advisors leverages our core research platform to provide differentiated services including investor relations and strategic consulting. Edison is authorised and regulated by the [Financial Conduct Authority](#). Edison Investment Research (NZ) Limited (Edison NZ) is the New Zealand subsidiary of Edison. Edison NZ is registered on the New Zealand Financial Service Providers Register (FSP number 247505) and is registered to provide wholesale and/or generic financial adviser services only. Edison Investment Research Inc (Edison US) is the US subsidiary of Edison and is regulated by the Securities and Exchange Commission. Edison Investment Research Pty Limited (Edison Aus) [46085869] is the Australian subsidiary of Edison. Edison Germany is a branch entity of Edison Investment Research Limited [4794244]. [www.edisongroup.com](http://www.edisongroup.com)

#### DISCLAIMER

Any information, data, analysis and opinions contained in this report do not constitute investment advice by Deutsche Börse AG or the Frankfurter Wertpapierbörse. Any investment decision should be solely based on a securities offering document or another document containing all information required to make such an investment decision, including risk factors.

Copyright 2018 Edison Investment Research Limited. All rights reserved. This report has been commissioned by Deutsche Börse AG and prepared and issued by Edison for publication globally. All information used in the publication of this report has been compiled from publicly available sources that are believed to be reliable, however we do not guarantee the accuracy or completeness of this report. Opinions contained in this report represent those of the research department of Edison at the time of publication. The securities described in the Investment Research may not be eligible for sale in all jurisdictions or to certain categories of investors. This research is issued in Australia by Edison Investment Research Pty Ltd (Corporate Authorised Representative (1252501) of Myonlineadvisers Pty Ltd (AFSL: 427484)) and any access to it, is intended only for "wholesale clients" within the meaning of the Corporations Act 2001 of Australia. The Investment Research is distributed in the United States by Edison US to major US institutional investors only. Edison US is registered as an investment adviser with the Securities and Exchange Commission. Edison US relies upon the "publishers' exclusion" from the definition of investment adviser under Section 202(a)(11) of the Investment Advisers Act of 1940 and corresponding state securities laws. As such, Edison does not offer or provide personalised advice. We publish information about companies in which we believe our readers may be interested and this information reflects our sincere opinions. The information that we provide or that is derived from our website is not intended to be, and should not be construed in any manner whatsoever as, personalised advice. Also, our website and the information provided by us should not be construed by any subscriber or prospective subscriber as Edison's solicitation to effect, or attempt to effect, any transaction in a security. The research in this document is intended for New Zealand resident professional financial advisers or brokers (for use in their roles as financial advisers or brokers) and habitual investors who are "wholesale clients" for the purpose of the Financial Advisers Act 2008 (FAA) (as described in sections 5(c) (1)(a), (b) and (c) of the FAA). This is not a solicitation or inducement to buy, sell, subscribe, or underwrite any securities mentioned or in the topic of this document. This document is provided for information purposes only and should not be construed as an offer or solicitation for investment in any securities mentioned or in the topic of this document. A marketing communication under FCA Rules, this document has not been prepared in accordance with the legal requirements designed to promote the independence of investment research and is not subject to any prohibition on dealing ahead of the dissemination of investment research. Edison has a restrictive policy relating to personal dealing. Edison Group does not conduct any investment business and, accordingly, does not itself hold any positions in the securities mentioned in this report. However, the respective directors, officers, employees and contractors of Edison may have a position in any or related securities mentioned in this report. Edison or its affiliates may perform services or solicit business from any of the companies mentioned in this report. The value of securities mentioned in this report can fall as well as rise and are subject to large and sudden swings. In addition it may be difficult or not possible to buy, sell or obtain accurate information about the value of securities mentioned in this report. Past performance is not necessarily a guide to future performance. Forward-looking information or statements in this report contain information that is based on assumptions, forecasts of future results, estimates of amounts not yet determinable, and therefore involve known and unknown risks, uncertainties and other factors which may cause the actual results, performance or achievements of their subject matter to be materially different from current expectations. For the purpose of the FAA, the content of this report is of a general nature, is intended as a source of general information only and is not intended to constitute a recommendation or opinion in relation to acquiring or disposing (including refraining from acquiring or disposing) of securities. The distribution of this document is not a "personalised service" and, to the extent that it contains any financial advice, is intended only as a "class service" provided by Edison within the meaning of the FAA (ie without taking into account the particular financial situation or goals of any person). As such, it should not be relied upon in making an investment decision. To the maximum extent permitted by law, Edison, its affiliates and contractors, and their respective directors, officers and employees will not be liable for any loss or damage arising as a result of reliance being placed on any of the information contained in this report and do not guarantee the returns on investments in the products discussed in this publication. FTSE International Limited ("FTSE") © FTSE 2018. "FTSE®" is a trade mark of the London Stock Exchange Group companies and is used by FTSE International Limited under license. All rights in the FTSE indices and/or FTSE ratings vest in FTSE and/or its licensors. Neither FTSE nor its licensors accept any liability for any errors or omissions in the FTSE indices and/or FTSE ratings or underlying data. No further distribution of FTSE Data is permitted without FTSE's express written consent.